

East Bay
Children's
Theatre

Presents



CURIOSER



EDUCATOR
GUIDE

The
ALICE in
WONDERLAND
Musical

Music, Lyrics
& Book
by **RON
LYTTE**

EBCT: Making a Difference since 1933



Table of Contents

Welcome Letter

How to Be A Good Audience Member

About Our Show
Cast of Characters

Who Shapes a Play

C. A. State Education Standards

Classroom Connections

Key Vocabulary Words

Questions to Ponder

Journal Assignments

Color Fun

Dot to Dot

Wonderland Maze

Wonderland Math
Mystery Color
by Letter

What's Your
Wonderland
Name?



Welcome!

Dear Teachers and Administrators,

Hip Hip Hooray! We're are so excited to be at your school with our new production of...

Curious and Curiouser (*The Alice in Wonderland Musical*)

This show is jam-packed with music, laughter, emotion, and most importantly...fun! Your students will have the pleasure of experiencing live theatre in front of them at their school. For some students this will be the first and maybe only time that they experience a live performance, so we at EBCT want to thank you for choosing us to bring quality theatre to your students.

Our goal at EBCT is to make sure that every student in the Bay Area has the opportunity to see a piece of live theatre before they leave Elementary school and you're helping us fulfill our mission. So THANK YOU!

In this Teaching Guide you will find all sorts of information, fun facts, and most importantly tie-ins and activities for your classroom!

- *Need some standards to back up what your students are going to see in this production? **Check!***
- *Need an engaging art activity? **We've got that!***
- *Want to bring some mindfulness into your classroom with a thought-provoking journal assignment? **We've got you covered!***

This guide is stuffed with information for everyone, teacher or administrator, to use and enjoy. So what are you waiting for? Give it a read and let's get the show on the road!

**Want More info About
East Bay Children Theatre?**

Check out our website:
www.ebctonline.org

How to Be a Good Audience Member

A live performance is a special event! Before attending Curious and Curiouser, you can help your students maximize their understanding and enjoyment of the performance by preparing them to focus on the storyline and to express their enthusiasm in appropriate ways.

Get Ready!

Remind students of appropriate audience behavior.

Arrive on time. Have students use the restroom before the performance.

Find and settle your students in their viewing space in advance of "curtain time".

Most importantly: Share your excitement with the children!



Get Set!

The theater is an energy space.

When the "house lights" go dark and "stage lights" go on, the students will get excited! It is okay! We understand, but please prepare them ahead of time for this big lighting change!

As you know, sound carries in the auditorium. Please try to remind your students and adult helpers to stay quiet during the show because noise is distracting to the audience and performers.

Keep your cell phone in your pocket and on silent! Please set a good example to your fellow teachers and the students.

Go!

We *heart* your applause!
Appreciation can be shown in many different ways.

Applause is the best way for the audience to show their enthusiasm and appreciation for fine acting.

However, it is important to stop clapping or laughing after a few moments so that action on stage can continue!

Feel free to clap at the end of a performance and to continue clapping until the curtain comes down, or the actors exit the stage, or the lights on the stage go dark.



About Our Show / Cast of Characters

Note: This is a musical adaptation of the beloved tale of Alice in Wonderland, meaning that our play is a little different. In our show, some of the characters turn into other characters and all of the actors sing! Once the students understand that is not simply a retelling of the familiar tale, they will love the twist to the story!

Take a tumble down the rabbit hole into the topsy-turvy world of Wonderland! Twelve-year-old Alice is bored and looking for adventure. Boy does she find it! Join Alice as she encounters a curious collection of cracked eggs, singing flowers, mad hatters, and a screaming queen in the world-premiere production of **CURIOUS AND CURIUSER**, the “Alice In Wonderland” Musical.

ALICE:

A curious 12 year old girl with a wondering mind and a wandering spirit.

THE WHITE RABBIT:

A worried and hurried creature who leads Alice down to danger.

THE QUEEN OF HEARTS:

A narcissistic ruler who thinks every day is her birthday, and who likes to remove heads.

TWEEDLE DEE AND TWEEDLE DUM:

Two happy welcoming fellas lacking a little sense.

CATERPILLAR:

A philosopher who awaits and longs for change.

THE FLOWERS:

Lovely bouquets who guide Alice on her journey.

HUMPTY DUMPTY:


A creator of words and confusion.

MAD HATTER:

Just like his name, and a lover of tea.

MARCH HARE:

A fellow tea and food lover, equally a little off.



Who "Shapes" a Play?

SET DESIGNER

They design the set or scenery of the play. That is everything from backdrops to walls and cars!

COSTUME DESIGNER

They design, make, or buy the clothes that the actors wear during the show.

STAGE MANAGER

They make sure that everything stays on time. They keep track of the actors during rehearsals and shows. Sometimes they even run lights and sound!

TECHNICAL CREW

They set up all of the lights, microphones and set for the play!

These are just SOME of the jobs in the theatre.

If you want to share more with your students, please let us know!

There are wonderful resources available online!

California State Learning Standards

Reading Comprehension

2.2 Respond to who, what, when, where, and how questions.

2.3 Connect to life experiences the information and events in texts.

2.4 Retell familiar stories.

2.5 Ask and answer questions about essential elements of a text.

Literary Response

3.1 Identify and describe the elements of plot, setting, and character(s) in a story, as well as the story's beginning, middle, and ending.

3.3 Identify characters, settings, and important events.

Listening and Speaking

1.1 Listen attentively.

1.2 Share information and ideas, speaking audibly in complete, coherent sentences.

1.4 Stay on the topic when speaking.

1.5 Use descriptive words when speaking about people, places, things, and events.

Need Visual and Performing Arts Standards? Start Here

V.A.P.A STANDARDS

1.1 Use the vocabulary of theatre, such as actor, character, cooperation, setting, the five senses, and audience, to describe theatrical experiences.

1.2 Observe and describe the traits of a character.

4.1 Respond appropriately to a theatrical experience as an audience member.

4.1 Describe what was liked about a theatrical work or a story.

4.2 Identify and discuss emotional reactions to a theatrical experience.

Classroom Connections

In this section you will find everything from discussion topics to specific worksheets and lesson plan options to help your students get ready and get active with the content from our show!

Pre- Show Discussion:

1. What are parts of your day that are “bore-dinary”?
2. If you went to an imaginary place, what might be there?
3. Is it nice to boss people around?

Post- Show Discussion:

1. What do you think Alice will remember most about her adventure?
2. If you were going to be one of the characters in the play, who would you be and why?

Key Vocabulary Words

Adjectives


mad	can mean either angry or goofy
curious	interested in finding out more
civil	polite and respectful
savage	violent, bad
impartial	not taking sides

Nouns

misfortune	bad luck
assumption	something you believe without proof

Verbs

pilfered	taken or stolen
shuffle	mix up
bellowing	SHOUTING loudly



After the Show

Questions to Ponder

For beginners:



Alice complains that she is having a very “bore-dinary” day. What are some fun activities (besides going down a rabbit hole) that you would suggest she try? Do not be afraid to use your imagination.



For intermediate:

The Red Queen accuses Alice of doing something she didn’t do. Did that ever happen to you? What happened, and how did things work out in the end?

For advanced:



Caterpillar sings about “*another you deep within.*” Who is the “*you*” that you would like to be? How can you make that happen?



Journal Assignments

CREATE A COMIC:

Fold paper into thirds and draw pictures in each panel. Start with the beginning of the play in the first section; the middle of the play in the middle; and the end of the play in the last section. Write a short sentence or lines from the play that describes each scene.

CONNECTION JOURNAL:


Write or draw something from the play that stood out to you. This can be a song, a scene, or even a character!

EMPATHY JOURNAL:

Write or draw about the problems that the characters were having in the play. Show how they felt. Have you ever felt that way?

COMPARE AND CONTRAST:

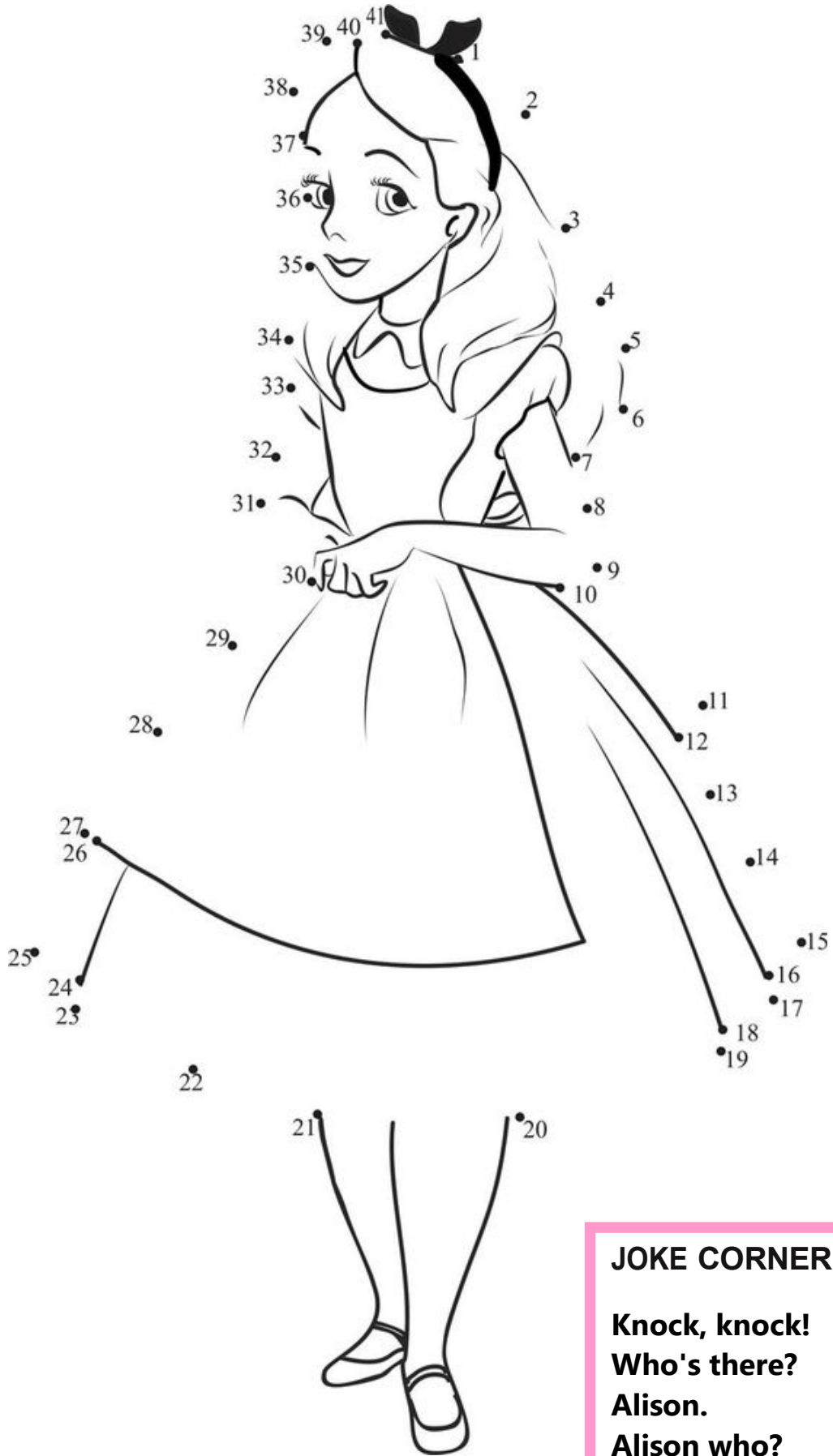
Who is the bully in this play? What is a bully? How does a kind person behave? Create a T chart comparing and contrasting bullying to friendship.



COLOR FUN



Alice Dot to Dot




JOKE CORNER

**Knock, knock!
Who's there?
Alison.
Alison who?
Alison Wonderland!**

Alice in Wonderland Maze

Help Alice catch up with the White Rabbit.

Start



Finish



Mystery Color By Letter

The White Rabbit is always late but these other wonderland characters are having problems with elapsed time too!

Instructions

1. Solve the math questions below to determine what colors you will use to color the next page. (Some colors may be more than one answer.)
2. When you determine which color represents a letter, color in the crayon at the bottom to make your color key.
3. Using your color key, color in the letter boxes on the next page.

Tea Time begins at 7:45 and the Mad Hatter is always 10 minutes late. If you arrive at tea time, when will the Mad Hatter arrive?

A	If answer is:	The color <u>Square A</u> :
	8:05	Peach
	7:45	Grey
	7:55	Black

The library opens at 10 a.m. and is open for 5 hours. What time does the library close?

B	If answer is:	The color <u>Square B</u> :
	2 p.m.	Peach
	3 p.m.	Black
	4 p.m.	Brown

The croquet match lasted 90 minutes. If the game started at 6:30, when was it over?

C	If answer is:	The color <u>Square C</u> :
	7:30	Lavender
	8:00	Magenta
	8:30	Lime Green

Dormouse goes into his teapot to sleep at 9 p.m. and rests for 11 hours and 25 minutes. What time does he wake up?

D	If answer is:	The color <u>Square D</u> :
	8:15 a.m.	Blue
	8:30 a.m.	Lime Green
	8:25 a.m.	Purple

The Queen arrives at 5 p.m. Roses take 50 minutes to dry. What is the latest time that the Card Soldiers can paint the roses red before she arrives?

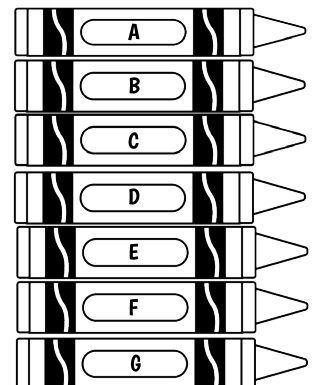
E	If answer is:	The color <u>Square E</u> :
	4:20 p.m.	White
	3:20 p.m.	Green
	4:10 p.m.	Pink

Alice entered Wonderland at 1:30. She exited at 4:45. How long was she lost in Wonderland?

F	If answer is:	The color <u>Square F</u> :
	2 hrs 30 min	Black
	3 hrs 45 min	Light Blue
	3 hrs 15 min	Magenta

Tweedle Dee and Tweedle Dum sing "Hello" 110 times a day. It takes 30 seconds for them to sing it once. How many minutes each day do they sing?

G	If answer is:	The color <u>Square G</u> :
	15 mins	Orange
	55 mins	Pink
	45 mins	Pale Yellow



B	A	A	A	A	E	D	D	D	D	C	E	B	B	B	B	A	C
B	E	C	F	A	G	G	D	C	C	F	E	B	D	D	C	A	C
B	A	E	A	A	G	G	D	D	F	G	G	B	B	D	B	B	C
D	G	G	F	F	G	E	G	D	F	C	G	G	E	D	D	F	C
A	B	B	A	F	C	E	E	D	D	C	F	B	B	B	B	D	C
B	G	G	E	F	C	C	G	G	D	F	F	B	E	D	D	D	F
B	B	B	B	E	C	C	C	G	D	D	F	A	A	A	A	D	C
D	D	E	G	G	C	A	A	A	E	B	D	F	E	E	D	D	C
A	A	A	A	E	E	A	F	A	E	B	D	A	B	B	B	D	C
C	D	B	E	E	G	A	A	A	B	B	D	D	F	A	G	D	C
C	C	D	D	E	E	G	F	G	E	G	D	D	F	G	G	D	D
A	A	B	D	A	G	A	A	A	B	E	D	A	A	A	G	A	D
C	C	C	D	E	G	G	F	B	G	D	D	C	F	E	E	D	D
B	B	A	A	E	G	B	B	B	E	D	D	B	B	B	B	E	D
B	C	D	B	G	G	F	F	F	E	E	D	B	C	C	A	G	D
B	A	A	B	G	E	A	A	B	F	E	G	B	A	A	A	G	D
C	F	D	D	G	E	A	F	B	F	E	G	E	D	F	F	G	E
A	D	A	A	A	G	B	B	A	A	A	G	A	D	B	B	A	E
A	A	A	G	A	E	D	F	C	C	E	E	A	B	B	F	A	E
F	D	E	G	E	D	D	F	F	E	E	D	D	E	E	F	E	G
B	B	B	B	G	D	F	F	G	E	D	D	B	A	A	A	F	G
B	D	B	B	D	D	F	E	G	D	D	G	B	G	A	A	F	E
D	E	G	G	D	F	C	G	G	G	D	D	E	E	G	C	C	F
B	B	B	B	D	F	C	C	E	E	E	D	B	B	B	B	C	E
E	G	B	D	D	D	C	C	C	G	G	D	E	E	B	C	G	G

What's Your Wonderland Name?

The month you were born...

January: Clumsy

February: Rusty

March: Jittery

April: Mad

May: Dizzy

June: Goldie

July: Blundering

August: Fight'n

September: March

October: Bill the

November: Wooly

December: Red

The third letter of your last name...

A: Dreamer

B: Caterpillar

C: Daffodil

D: Wombat

E: Red Rose

F: Wing bat

G: Munchkin

H: Sloth

I: Tater

J: Pocket watch

K: Beaver

L: Stargazer

M: Cupcake

N: Flamingo

O: Racer

P: Crumpet

Q: Diamond

R: Teapot

S: Panda

T: Wisher

U: Lizard

V: Doorknob

W: Hedgehog

X: Tiger-Lily

Y: Raccoon

Z: Tulip

The color of your eyes...

Light Blue: leader of the Mome Raths

Blue: of the Tulgey Wood

Blue-Green: of the Rabbit Hole

Green: the Queen/ King of Spades

Brown: the "Drink Me" Potion-Maker

Hazel: of the Bread and Butterflies